



CAREER

Ready

95%
Success

984 Unique Employers Hired UNI Grads
7047 Jobs Posted in 2015-2016
500+ Employers Visited UNI

UNI CAREER SERVICES **2016**

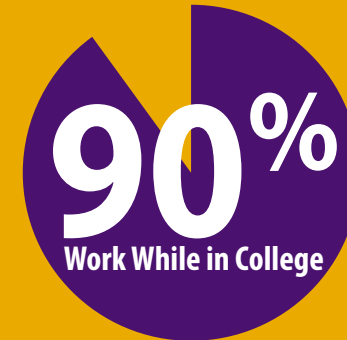
UNI EXPERIENCE



70% of UNI students graduate with related experience through internships, field experiences, and student teaching



74% were involved as students in student organizations and community service.

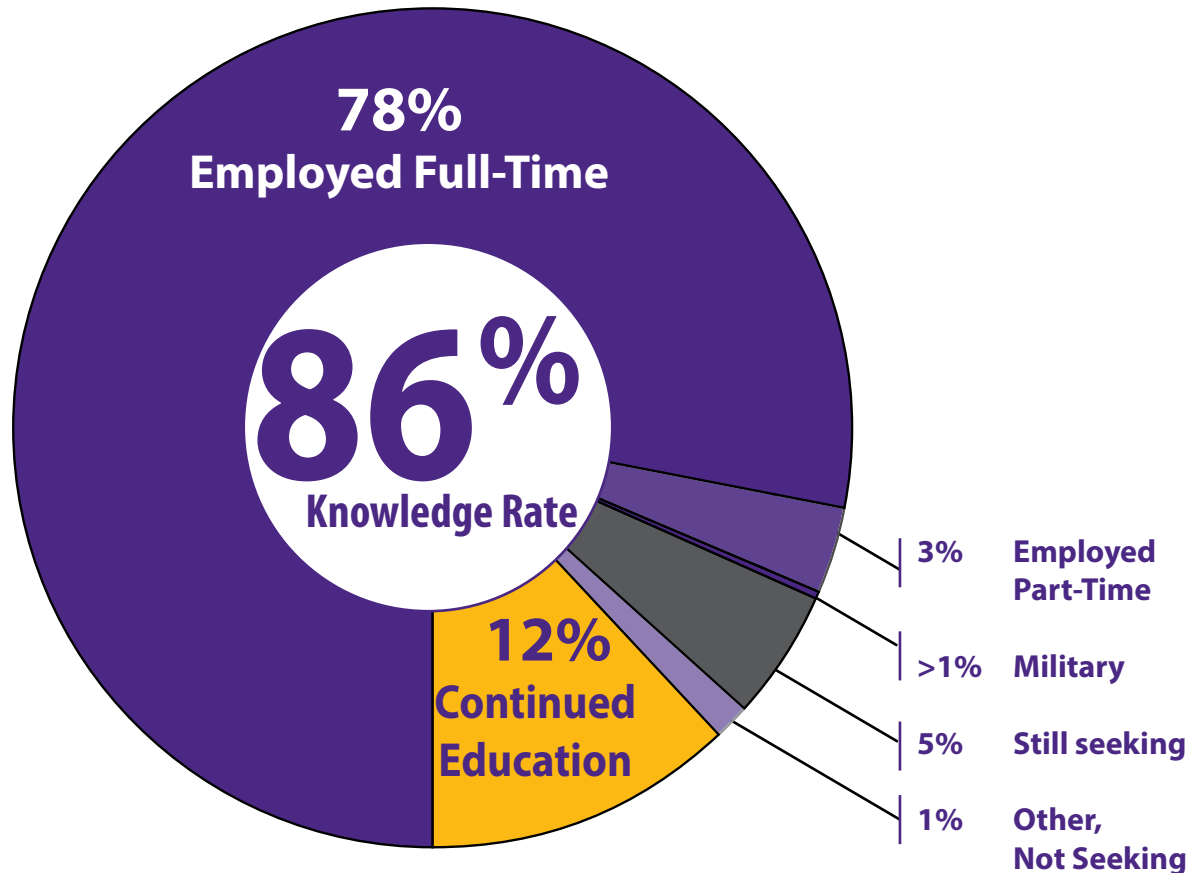


90% worked at least part-time with most working between 16-20 hours/week

95% SUCCESS

95% of UNI graduates were successful in their First Destination Goal within 6 months of graduation

EXECUTIVE OVERVIEW



READY TO LEAD

In UNI's Office of Career Services, our research and practice has allowed us to develop a roadmap for success. While each student's path is unique, our research has found that students who maintain a 3+2+2 ratio across the areas of academics, professional experiences and leadership are, in fact, career ready.



The skills, as identified by the National Association of Colleges and Employers, include:

- Critical Thinking/Problem Solving
- Oral/Written Communication
- Teamwork/Collaboration
- IT Application
- Leadership
- Professionalism/Work Ethic
- Career Management

UNI students can check on their preparation by using the UNI Professional Development Assessment, a tool created at UNI to provide a check-up on progress toward a career goal at uni.edu/careerservices/trends

IOWA FOCUSED

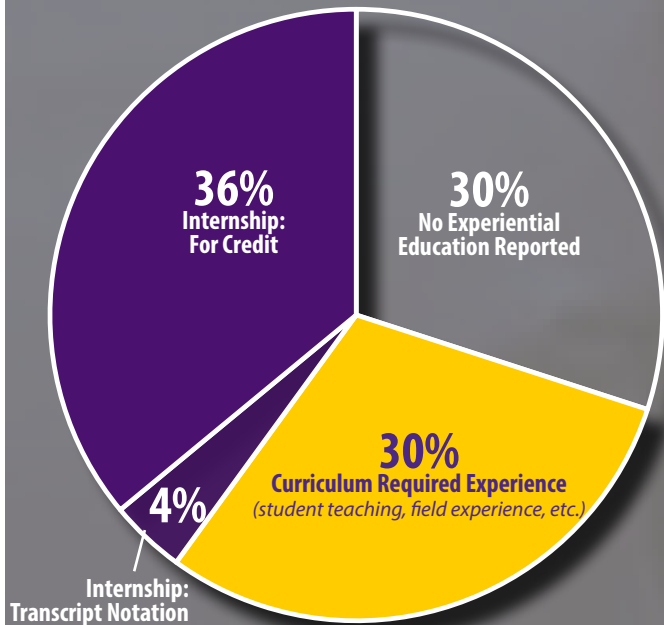
92% of students from Iowa stayed in Iowa (4/5 total). The grads who left Iowa landed in 46 different states.

\$42K AVG. WAGE

\$42k average wage
\$40k median wage
(self-reported)



EXPERIENTIAL EDUCATION AT UNI



79%
PAID INTERNSHIPS

\$13.80
AVERAGE WAGE

25 hr/wk
AVERAGE HOURS

UNI STUDENT EMPLOYMENT

5406

STUDENTS EMPLOYED

UNI students make up the largest employment group at UNI providing the campus with 45k+ Labor hours.

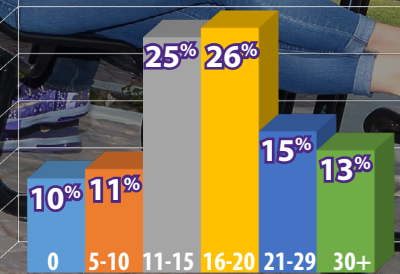
\$8.16

AVERAGE WAGE

8.8

AVG. HOURS/WEEK
Hours range from 4 - 20

UNI GRAD AH/W*



* Average Hours/Week (AH/W) Self-Reported, includes both campus jobs and off-campus employment

TOP LISTS

Destination of UNI Grads

1. Des Moines Area (16%)
2. Cedar Falls/Waterloo (15%)
3. Cedar Rapids Area (6%)
4. Dubuque Area (3%)
5. Minneapolis, MN (2%)
 - Denver, CO (2%)
 - Chicago, IL (2%)
 - Quad Cities (2%)

Continuing Ed Program Types

1. Masters Program (55%)
2. Professional/Doctoral (26%)
3. Associates/Certificate (11%)
4. 2nd Bachelors (6%)
5. Other Education Training (2%)

Continuing Ed Destination

(Alphabetical, top 10)

- Allen College
- Arizona State University
- Creighton University
- Des Moines University
- Iowa State University
- Minnesota State University
- Palmer College of Chiropractic
- University of Iowa
- University of Northern Iowa
- University of Wisconsin

Most Hires in 2016

UNI students were hired by **984 unique employers**. Below is the list of employers who hired multiple graduates.

(Alphabetical, top 25)

- AEA 267
- AEA Grant Wood
- AmeriCorps
- Ankeny Comm. Schools
- Banno by JHA
- Cedar Rapids Comm Schools
- Council Bluffs Comm Schools
- Davenport Comm Schools
- Deloitte
- Des Moines Public Schools
- Ernst & Young
- Hy-Vee
- Iowa City Comm Schools
- John Deere
- Lutheran Services in Iowa
- Mason City Schools
- Mercy Medical Centers
- PwC
- Principal Financial Group
- RSM
- Target Corporation
- Transamerica
- Veridian Comm Credit Union
- Waterloo Comm Schools
- Wells Fargo

UNI'S LARGEST RECRUITMENT EVENTS



1. **Fall 2015 Job & Internship Fair**
1249 Candidates | 189 Employers
2. **Spring 2016 Job & Internship Fair**
1033 Candidates | 146 Employers
3. **UNI Overseas Teacher Fair**
501 Candidates | 141 Schools
4. **UNI Teaching Fair**
267 Candidates | 66 Schools

Community Focused

[C] 60% of UNI Grads | \$38,270

- C1 Education: Teaching**
32% of UNI Grads | \$37,565
- C2 Education: Services & Admin**
9% of UNI Grads | \$44,046
- C3 Health & Wellness**
9% of UNI Grads | \$43,293
- C4 Non-Profit & Social Services**
8% of UNI Grads | \$28,099
- C5 Community & Government**
2% of UNI Grads | \$38,667

S.T.E.M.

Science, Technology, Engineering, and Math
[S] 9% of UNI Grads | \$40,321

- S1 Manufacturing & Engineering**
3% of UNI Grads | \$54,889
- S2 Information Technology**
3% of UNI Grads | \$53,590
- S3 Research & Analytics**
2% of UNI Grads | \$35,400
- S4 Construction & Trades**
1% of UNI Grads | \$48,975

Business & Industry

[B] 28% of UNI Grads | \$40,160

- B1 Accounting & Financial Services**
11% of UNI Grads | \$49,811
- B2 Sales, Customer Care, & Retail**
10% of UNI Grads | \$31,068
- B3 Operations & Supply Mgmt**
3% of UNI Grads | \$41,604
- B4 Marketing & Advertising**
2% of UNI Grads | \$36,400
- B5 Sports, Entertainment, & Events**
2% of UNI Grads | \$27,580

Arts

[A1] 3% of UNI Grads | \$32,540

Why Not List Salary by Major?

It seems to be a common request to know what majors have the highest salaries. The challenge with this way of thinking is that most majors are not monolithic in job function or industry. Since 2/3 of all jobs posted at UNI do not specify a preferred major, a better measure of earning potential is by job function and industry.

To source potential earnings, identify the top job function of each department and match to the listings on this page. These are for undergraduate programs only.

For the record:

- Highest \$54,889 for Manufacturing & Engineering
- Lowest: \$27,580 for Sports, Entertainment, & Events

Data Collection

Data is collected by UNI Career Services one month prior to graduation and is completed 6 months post graduation. Data collection follows the standards established by the National Association of Colleges and Employers (NACE).

Report Includes Following Classes:

- August 2015
- December 2015
- May 2016

Collection Methods:

- Social Media (47%)
- Survey (25%)
- Phone Call (18%)
- Employer/Department Report (7%)
- Iowa Board of Education (3%)

Definition of Terms

Success: Percent of graduates who identified meeting First Destination Goals.

Knowledge: Graduates for who UNI has reasonable information regarding post graduation plans.

Employed: Includes professional positions that are full-time, part-time professional, substitute, and other forms of employment.

Continuing Education: Any student who pursued further academic training including certificates, associates/trade, bachelors, masters, professional, and doctorate programs.

Other: Represents military service, entrepreneurs, pro/semi-pro athletes, performers, and those not seeking employment for any reason.

Related: Based upon survey results, the percent of students who indicated their major led to a matching career.

Function: The top job functions of graduates from the department.

Undergraduate Departments/Majors										
DEPARTMENT/MAJOR	success %	grads	knowledge	employed	cont. ed	other	still seeking	related	function	
Accounting	98%	111	97 87%	53 55%	36 37%	6 6%	2 2%	95%	B1, B2, B5	
Art (Dept)	93%	57	40 70%	32 80%	5 13%	0 0%	3 8%	78%	C1, A1, S2	
Art	100%	14	12 86%	12 100%	0 0%	0 0%	0 0%			
Art: History Emphasis	92%	16	12 75%	9 75%	2 17%	0 0%	1 8%			
Art: Studio BFA	100%	8	6 75%	5 83%	1 17%	0 0%	0 0%			
Art: Studio Emphasis	80%	18	10 56%	6 60%	2 20%	0 0%	2 20%			
Graphic Design		1	0 0%	0	0	0	0			
Biology (Dept)	97%	118	98 83%	52 53%	42 43%	1 1%	3 3%	84%	C3, S3, B2	
Biology	99%	97	82 85%	45 55%	35 43%	1 1%	1 1%			
Biology - Honors Research	78%	10	9 90%	3 33%	4 44%	0 0%	2 22%			
Biology: Biomedical	100%	9	7 78%	4 57%	3 43%	0 0%	0 0%			
Biology: Ecology & Systematics		1	0 0%	0	0	0	0			
Biotechnology		1	0 0%	0	0	0	0			
Chemistry & Biochem (Dept)	95%	45	37 82%	21 57%	13 35%	1 3%	2 5%	100%	C3, S3	
Biochemistry	100%	13	8 62%	5 63%	3 38%	0 0%	0 0%			
Chemistry	93%	31	28 90%	15 54%	10 36%	1 4%	2 7%			
Chemistry - Marketing	100%	1	1 100%	1 100%	0 0%	0 0%	0 0%			
Comm. Sciences & Disorders	80%	6	5 83%	3 60%	1 20%	0 0%	1 20%	95%	C3, C2	
Communication Studies (Dept)	90%	167	154 92%	125 81%	12 8%	1 1%	16 10%	81%	B2, B1, B4	
Communication	85%	75	67 89%	48 72%	8 12%	1 1%	10 15%			
Electronic Media	75%	4	4 100%	3 75%	0 0%	0 0%	1 25%			
General Comm	100%	3	3 100%	3 100%	0 0%	0 0%	0 0%			
Public Relations	93%	76	73 96%	64 88%	4 5%	0 0%	5 7%			
Interactive Digital Studies	100%	9	7 78%	7 100%	0 0%	0 0%	0 0%			
Computer Science (Dept)	96%	32	25 78%	23 92%	1 4%	0 0%	1 4%	100%	S2, B1	
Computer Science	95%	28	22 79%	20 91%	1 5%	0 0%	1 5%			
Networking & System Admin.	100%	4	3 75%	3 100%	0 0%	0 0%	0 0%			
Curriculum & Instruction (Dept)	98%	375	352 94%	335 95%	8 2%	1 0%	8 2%	96%	C1, B2, C2	
Early Childhood Education	100%	71	69 97%	68 99%	1 1%	0 0%	0 0%			
Educational Technology	100%	6	4 67%	4 100%	0 0%	0 0%	0 0%			
Elementary Education	97%	254	236 93%	222 94%	5 2%	1 0%	8 3%			
Middle Level Educ Dual Major	100%	44	43 98%	41 95%	2 5%	0 0%	0 0%			
Earth Science (Dept)	100%	15	13 87%	10 77%	2 15%	1 8%	0 0%	67%	C1, B1, B2	
Earth Science	100%	14	13 93%	10 77%	2 15%	1 8%	0 0%			
Geology		1	0 0%	0	0	0	0			

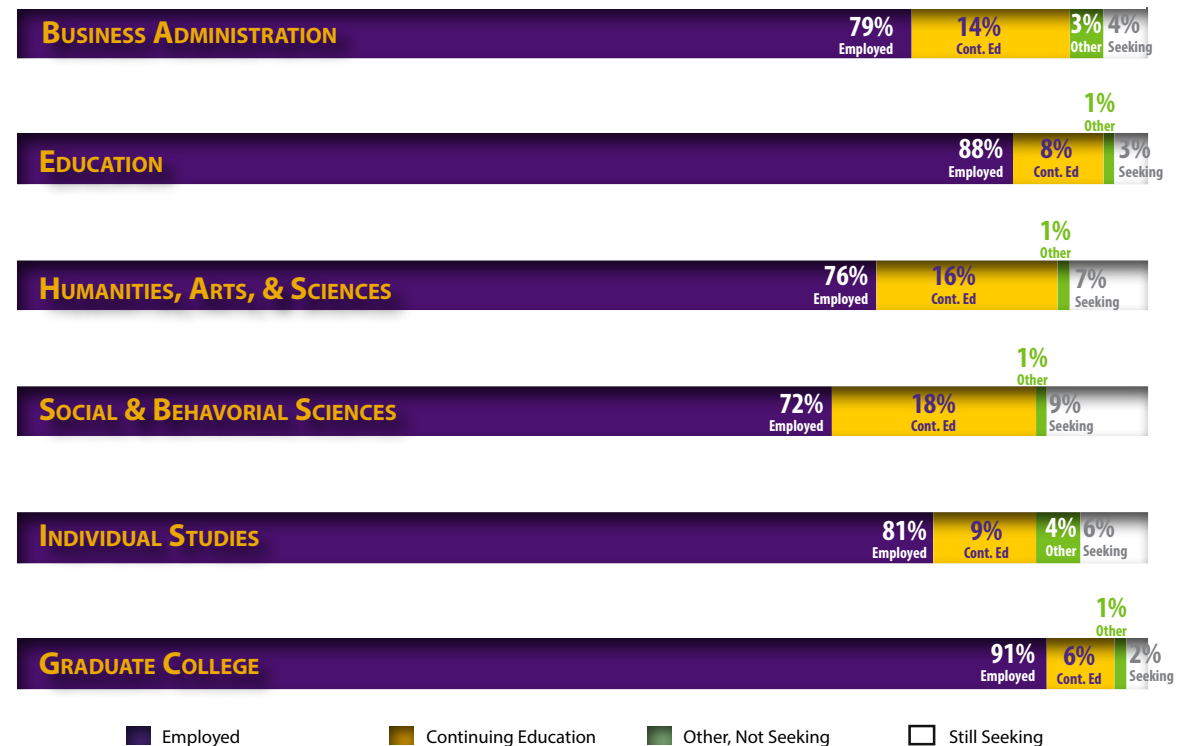
DEPARTMENT/MAJOR	success %	grads	knowledge	employed	cont. ed	other	still seeking	related	function
Economics (Dept)	97%	37	33 89%	27 82%	3 9%	2 6%	1 3%	86%	B1, B2
Economics	100%	11	10 91%	8 80%	2 20%	0 0%	0 0%		
Applied Economics	88%	8	8 100%	6 75%	1 13%	0 0%	1 13%		
Business Economics	100%	11	9 82%	7 78%	0 0%	2 2	0 0%		
General Economics	100%	4	3 75%	3 100%	0 0%	0 0%	0 0%		
Quantitative Techniques	100%	3	3 100%	3 100%	0 0%	0 0%	0 0%		
Finance (Dept)	97%	106	93 88%	78 84%	9 10%	3 3%	3 3%	81%	B1, B2, B4
Finance	100%	12	11 92%	7 64%	2 18%	2 18%	0 0%		
Finance: Financial Management	96%	57	46 81%	40 87%	3 7%	1 2%	2 4%		
Finance: Financial Services	100%	6	6 100%	6 100%	0 0%	0 0%	0 0%		
Finance: Investments	100%	6	6 100%	4 67%	2 33%	0 0%	0 0%		
Real Estate	96%	25	24 96%	21 88%	2 8%	0 0%	1 4%		
Geography (Dept)	100%	5	5 100%	4 80%	1 20%	0 0%	0 0%	75%	C5, S1, S3
GIS	100%	3	3 100%	3 100%	0 0%	0 0%	0 0%		
Geography	100%	2	2 100%	1 50%	1 50%	0 0%	0 0%		
KAHHS, School of	97%	239	205 86%	159 78%	37 18%	2 1%	7 3%	88%	C3, C4, B2
Athletic Training	100%	21	18 86%	9 50%	9 50%	0 0%	0 0%		
Health Education	94%	17	16 94%	15 94%	0 0%	0 0%	1 6%		
Health Promotion: Environmental	67%	5	3 60%	2 67%	0 0%	0 0%	0 0%		
Health Promotion: Women's Health	100%	8	7 88%	7 100%	0 0%	0 0%	0 0%		
Leisure, Youth & Human Services	94%	74	69 93%	61 88%	3 4%	1 1%	4 6%		
Exercise Science	98%	77	61 79%	35 57%	24 39%	1 2%	1 2%		
Sports Psychology	100%	11	6 55%	6 100%	0 0%	0 0%	0 0%		
Physical Education	96%	26	25 96%	23 92%	1 4%	0 0%	1 4%		
History (Dept)	86%	51	44 86%	33 75%	5 11%	0 0%	6 14%	79%	C1, B2, A1
Dept. of Technology	99%	96	76 79%	71 93%	1 1%	2 3%	1 1%	94%	S1, B4, S4
Construction Management	100%	12	11 92%	11 100%	0 0%	0 0%	0 0%		
Electrical Eng Technology(EET)	92%	16	13 81%	12 92%	0 0%	0 0%	1 8%		
Graphic Technologies	93%	19	14 74%	14 100%	0 0%	0 0%	0 0%		
Manufacturing Tech: Advanced	100%	8	7 88%	6 86%	0 0%	1 14%	0 0%		
Mfg. Tech: Metal Casting	100%	7	7 100%	6 86%	0 0%	1 14%	0 0%		
Manufacturing Tech: Mfg Design	100%	10	10 100%	10 100%	0 0%	0 0%	0 0%		
Technology Education-Teaching	100%	5	4 80%	4 100%	0 0%	0 0%	0 0%		
Technology Management	100%	19	10 53%	8 80%	1 10%	1 10%	0 0%		
Interdisciplinary (Dept)	95%	67	55 82%	44 80%	6 11%	2 4%	3 5%	87%	B1, B2, C5
Bachelor of Liberal Studies	90%	37	29 78%	21 72%	4 14%	1 3%	3 10%		
Environmental Science	100%	2	2 100%	1 50%	1 50%	0 0%	0 0%		
General Studies	100%	21	17 81%	15 88%	1 6%	1 6%	0 0%		
Global Studies	100%	1	1 100%	1 100%	0 0%	0 0%	0 0%		
Humanities	100%	1	1 100%	1 100%	0 0%	0 0%	0 0%		
Individual Studies	100%	4	4 100%	4 100%	0 0%	0 0%	0 0%		
Philanthropy/Nonprofit Develop	100%	1	1 100%	1 100%	0 0%	0 0%	0 0%		
Languages & Lit. (Dept)	92%	129	110 85%	86 78%	14 13%	1 1%	9 8%	84%	C1, B2, C3
English	84%	64	55 86%	42 76%	3 5%	1 2%	9 16%		
French	100%	2	2 100%	2 100%	0 0%	0 0%	0 0%		
Spanish	100%	37	33 89%	23 70%	10 30%	0 0%	0 0%		
Tchg Eng to Spkrs of Othr Lang	100%	16	11 69%	11 100%	0 0%	0 0%	0 0%		
TESOL/Spanish	100%	6	6 100%	6 100%	0 0%	0 0%	0 0%		
WL&C - Dual: Spanish/German	100%	1	1 100%	1 100%	0 0%	0 0%	0 0%		
WL&C - French: Business	100%	1	1 100%	0 0%	1 100%	0 0%	0 0%		
WL&C - German: Liberal Arts	100%	2	1 50%	1 100%	0 0%	0 0%	0 0%		
Management (Dept)	95%	135	115 85%	103 90%	4 3%	2 2%	6 5%	88%	B3, B2, B1
Business Teaching	100%	5	4 80%	4 100%	0 0%	0 0%	0 0%		
Management Information Systems	100%	42	34 81%	31 91%	2 6%	1 3%	0 0%		
Business Administration	95%	70	59 84%	55 93%	0 0%	1 2%	3 5%		
Human Resources	79%	14	14 100%	11 79%	0 0%	0 0%	3 21%		
Organizational Leadership	100%	4	4 100%	2 50%	2 50%	0 0%	0 0%		

DEPARTMENT/MAJOR	success %	grads	knowledge	employed	cont. ed	other	still seeking	related	function
Marketing (Dept)	100%	28	26 93%	23 88%	3 12%	0 0%	0 0%	94%	B2, B4, B3
Marketing: Advertising	100%	4	4 100%	4 100%	0 0%	0 0%	0 0%		
Marketing: Global Marketing	100%	5	3 60%	3 100%	0 0%	0 0%	0 0%		
Marketing: Management	100%	16	16 100%	13 81%	3 19%	0 0%	0 0%		
Marketing: Sales & Advertising	100%	1	1 100%	1 100%	0 0%	0 0%	0 0%		
Marketing: Sales Management	100%	2	2 100%	2 100%	0 0%	0 0%	0 0%		
Mathematics (Dept)	100%	49	46 94%	40 87%	5 11%	1 2%	0 0%	100%	C1, B1
Actuarial Science	100%	18	16 89%	15 94%	1 6%	0 0%	0 0%		
Math for the Middle Grades 4-8	100%	1	1 100%	1 100%	0 0%	0 0%	0 0%		
Mathematics	100%	9	8 89%	3 38%	4 50%	1 12%	0 0%		
Mathematics Teaching	100%	21	21 100%	21 100%	0 0%	0 0%	0 0%		
Music, School of	90%	34	30 88%	25 83%	2 7%	0 0%	3 10%	83%	C1, B2, A1
Composition - Theory	100%	1	1 100%	1 100%	0 0%	0 0%	0 0%		
Jazz Pedagogy	100%	1	1 100%	1 100%	0 0%	0 0%	0 0%		
Music	50%	2	2 100%	1 50%	0 0%	0 0%	1 50%		
Music Education: Instrumental	100%	7	7 100%	7 100%	0 0%	0 0%	0 0%		
Music Education: Choral/General	100%	5	4 80%	4 100%	0 0%	0 0%	0 0%		
Music Performance: Instrumental	67%	4	3 75%	1 33%	1 33%	0 0%	1 33%		
Music Performance: Vocal	100%	1	1 100%	1 100%	0 0%	0 0%	0 0%		
Music: Jazz Studies	100%	1	1 100%	0 0%	0 0%	0 0%	0 0%		
Music: Music Technology	100%	1	1 100%	1 100%	0 0%	0 0%	0 0%		
Music: General Studies in Music	90%	11	10 91%	8 80%	1 10%	0 0%	1 10%		
Phil. & Wrld Religions (Dept.)	75%	20	16 80%	8 50%	4 25%	0 0%	4 25%	100%	B2, C4, C5
Philosophy	88%	9	8 89%	3 38%	4 50%	0 0%	1 12%		
The Study of Religion	63%	11	8 73%	5 63%	0 0%	0 0%	3 38%		
Physics (Dept)	67%	5	3 60%	0 0%	2 67%	0 0%	1 33%	100%	B1
Political Science (Dept)	100%	28	23 82%	19 83%	4 17%	0 0%	0 0%	100%	B1, A1, C4
Political Communication	100%	2	1 50%	1 100%	0 0%	0 0%	0 0%		
Political Science	100%	17	16 94%	13 81%	3 19%	0 0%	0 0%		
Public Admin: Comm & Regnl Dev	100%	4	3 75%	3 100%	0 0%	0 0%	0 0%		
Public Admin: Econ & Finance	100%	2	2 100%	0 0%	0 0%	0 0%	0 0%		
Public Admin: Human Resources	100%	3	3 100%	2 67%	1 33%	0 0%	0 0%		
Psychology (Dept)	94%	142	124 87%	81 65%	34 27%	2 2%	7 6%	64%	C4, B2, C3
School of Applied Human Sciences	92%	116	97 84%	81 84%	7 7%	1 1%	8 8%	84%	C4, C3, C2
Family Services	86%	75	58 77%	42 72%	7 12%	1 2%	8 14%		
Gerontology: Long Term Admin	100%	4	4 100%	4 100%	0 0%	0 0%	0 0%		
Gerontology: Social Sciences	100%	5	5 100%	5 100%	0 0%	0 0%	0 0%		
Interior Design	100%	16	16 100%	16 100%	0 0%	0 0%	0 0%		
Textile and Apparel	100%	16	14 88%	14 100%	0 0%	0 0%	0 0%		
Science and Science Education	100%	31	31 100%	28 90%	3 10%	0 0%	0 0%	87%	C1
Middle/Jr High School Science	100%	5	5 100%	5 100%	0 0%	0 0%	0 0%		
Social Science Teaching: Plan A	100%	1	1 100%	1 100%	0 0%	0 0%	0 0%		
Social Science Teaching: Plan B	100%	26	25 96%	22 88%	3 12%	0 0%	0 0%		
Social Work (Dept)	88%	59	51 86%	28 55%	16 31%	1 2%	6 12%	90%	C4, C5
Soc., Anthro., & Crim. (Dept)	87%	141	106 75%	74 70%	18 17%	0 0%	14 13%	67%	C4, C5, B2
Anthropology	75%	15	12 80%	6 50%	3 25%	0 0%	3 25%		
Criminology	88%	104	78 75%	60 77%	9 12%	0 0%	9 12%		
Sociology	88%	22	16 73%	8 50%	6 38%	0 0%	2 13%		
Theatre (Dept)	82%	16	11 69%	9 82%	0 0%	0 0%	2 18%	63%	A1, C1, B2
Theatre	100%	1	1 100%	1 100%	0 0%	0 0%	0 0%		
Theatre Arts	100%	2	1 50%	1 100%	0 0%	0 0%	0 0%		
Theatre: Design & Production	83%	7	6 86%	5 83%	0 0%	0 0%	1 17%		
Theatre: Performance--Acting	0%	2	1 50%	0 0%	0 0%	0 0%	1 50%		
Theatre:Drama & Theatre Youth	100%	4	2 50%	2 100%	0 0%	0 0%	0 0%		

Graduate College							
GRADUATE DEPARTMENT/PROGRAM	success %	grads	knowledge	employed	cont. ed	other	still seeking
Accounting	100%	14	14 100%	14 100%	0 0%	0 0%	0 0%
Biology	100%	5	4 80%	4 100%	0 0%	0 0%	0 0%
Business Administration (MBA)	95%	30	19 63%	18 95%	0 0%	0 0%	1 5%
Speech-Language Pathology	100%	49	41 84%	39 95%	0 0%	2 5%	0 0%
Communication Studies (Dept)	100%	10	8 80%	7 88%	1 13%	0 0%	0 0%
Community Education	100%	2	2 100%	2 100%	0 0%	0 0%	0 0%
General Communication	100%	3	2 67%	2 100%	0 0%	0 0%	0 0%
Organizational Communication	100%	2	2 100%	2 100%	0 0%	0 0%	0 0%
Performance	100%	3	2 67%	1 50%	1 50%	0 0%	0 0%
Computer Science	100%	1	1 100%	1 100%	0 0%	0 0%	0 0%
Curriculum & Instruction (Dept)	97%	29	29 100%	28 97%	0 0%	0 0%	1 3%
C & I: Education of the Gifted	100%	1	1 100%	1 100%	0 0%	0 0%	0 0%
Early Childhood Education	100%	6	6 100%	6 100%	0 0%	0 0%	0 0%
Education (Curr & Instr)	83%	6	6 100%	5 83%	0 0%	0 0%	1 17%
Education (Leadership)	100%	1	1 100%	1 100%	0 0%	0 0%	0 0%
School Library Studies	100%	15	15 100%	15 100%	0 0%	0 0%	0 0%
Principalship	100%	54	51 94%	51 100%	0 0%	0 0%	0 0%
Ed. Psychology & Foundations	96%	29	27 93%	26 96%	1 4%	0 0%	1 4%
Ed Psy: Cntxt & Tchnqs Assmnt	88%	8	8 100%	7 88%	0 0%	0 0%	1 13%
Educ Psych - School Psych	100%	9	8 89%	8 100%	0 0%	0 0%	0 0%
Educ Psych: Prof Dev for Tchrs	100%	12	11 92%	11 100%	0 0%	0 0%	0 0%
Geography	100%	1	1 100%	0 0%	1 100%	0 0%	0 0%
KAHHS, School of	96%	33	28 85%	22 79%	5 18%	0 0%	1 4%
Athletic Training	100%	2	2 100%	1 50%	1 50%	0 0%	0 0%
Hlth Ed: Community Health Educ	100%	3	3 100%	3 100%	0 0%	0 0%	0 0%
Hlth Ed: Hlth Promo/Ftns Mngmt		1	0 0%	0	0	0	0
Leisure, Youth & Human Services	90%	14	10 71%	9 90%	0 0%	0 0%	1 10%
Phy Ed: Kinesiology	100%	10	10 100%	6 60%	4 40%	0 0%	0 0%
Phy Ed: Scntfc Bases of Phy Ed	100%	2	2 100%	2 100%	0 0%	0 0%	0 0%
Rehabilitation Studies	100%	1	1 100%	1 100%	0 0%	0 0%	0 0%
History (Dept)	89%	12	9 75%	5 56%	3 33%	0 0%	1 11%
History	80%	8	5 63%	3 60%	1 20%	0 0%	1 20%
History: Public History	100%	4	4 100%	2 50%	2 50%	0 0%	0 0%
Dept. of Technology	100%	1	2 200%	2 100%	0 0%	0 0%	0 0%
Technology: Manufacturing Tech		1	0 0%	0	0	0	0
Technology: Manufctrng Materls	100%	2	2 100%	2 100%	0 0%	0 0%	0 0%
Interdisciplinary (Dept)	100%	17	13 76%	13 100%	0 0%	0 0%	0 0%
Philanthropy/Nonprofit Develop	100%	15	12 80%	12 100%	0 0%	0 0%	0 0%
Women's and Gender Studies	100%	2	1 50%	1 100%	0 0%	0 0%	0 0%
Languages & Literatures (Dept)	95%	25	20 80%	15 75%	4 20%	0 0%	1 5%
English: Creative Writing	100%	4	4 100%	2 50%	2 50%	0 0%	0 0%
English: Literature	100%	3	2 67%	2 100%	0 0%	0 0%	0 0%
French		1	0 0%	0	0	0	0
Spanish	100%	2	2 100%	2 100%	0 0%	0 0%	0 0%
Spanish: Teaching Emphasis	100%	2	1 50%	1 100%	0 0%	0 0%	0 0%
Tchg Eng to Spkrs of Othr Lang	100%	10	8 80%	7 88%	1 13%	0 0%	0 0%
TESOL/Spanish	67%	3	3 100%	1 33%	1 33%	0 0%	1 33%

GRADUATE DEPARTMENT/PROGRAM	success %	grads	knowledge	employed	cont. ed	other	still seeking
Mathematics (Dept)	100%	19	17 89%	16 94%	1 6%	0 0%	0 0%
Indstrl Math Cnt Quality Imprv	100%	1	1 100%	1 100%	0 0%	0 0%	0 0%
Math for the Middle Grades 4-8	100%	7	7 100%	7 100%	0 0%	0 0%	0 0%
Mathematics: Math Emphasis	100%	2	1 50%	0 0%	1 100%	0 0%	0 0%
Mathematics: Secondary Tchg	100%	9	8 89%	8 100%	0 0%	0 0%	0 0%
Music, School of	94%	19	16 84%	13 81%	2 13%	0 0%	1 6%
Composition	0%	1	1 100%	0 0%	0 0%	0 0%	1 100%
Music	100%	3	2 67%	1 50%	1 50%	0 0%	0 0%
Music Education	100%	9	9 100%	9 100%	0 0%	0 0%	0 0%
Performance: Voice	100%	2	1 50%	1 100%	0 0%	0 0%	0 0%
Piano Performance & Pedagogy	100%	2	1 50%	1 100%	0 0%	0 0%	0 0%
Prfrmnce:Wnd/Prccsn/Kybrd/Strg	100%	2	2 100%	1 50%	1 50%	0 0%	0 0%
Psychology (Dept)	100%	7	6 86%	3 50%	3 50%	0 0%	0 0%
Psychology: Clinical Science	100%	2	2 100%	2 100%	0 0%	0 0%	0 0%
Psychology: Social Psychology	100%	5	4 80%	1 25%	3 75%	0 0%	0 0%
Science Education	100%	9	9 100%	9 100%	0 0%	0 0%	0 0%
Social Science	100%	5	5 100%	5 100%	0 0%	0 0%	0 0%
Special Education (Dept)	100%	16	13 81%	11 85%	2 15%	0 0%	0 0%
Special Ed: Field Spclzation	100%	13	11 85%	9 82%	2 18%	0 0%	0 0%
Special Education	100%	2	1 50%	1 100%	0 0%	0 0%	0 0%
Tchr Stdnts Visual Impairments	100%	1	1 100%	1 100%	0 0%	0 0%	0 0%

COLLEGE OVERVIEW





The University of Northern Iowa does not discriminate in employment or education. Visit uni.edu/policies1303 for info.

University of Northern Iowa

Office of Career Services ● 102 Gilchrist Hall, Cedar Falls IA 50614-0384 ● (319) 273-6857 ● www.uni.edu/careerservices